

# Minor 251 Progression in all 12 Keys

Minor scale harmony is much more complex than major scale harmony and so it will take more time and patience to learn and memorise these minor 251 progressions. The voicings presented in this worksheet are the first minor 251s you should learn:

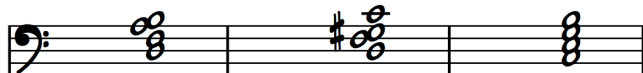
## Type A Voicings

### A Minor

B<sub>m</sub>7(b<sub>5</sub>)

E7(b<sub>9</sub>)

A<sub>m</sub>7




### D Minor

E<sub>m</sub>7(b<sub>5</sub>)

A7(b<sub>9</sub>)

D<sub>m</sub>7



### G Minor

A<sub>m</sub>7(b<sub>5</sub>)

D7(b<sub>9</sub>)

G<sub>m</sub>7

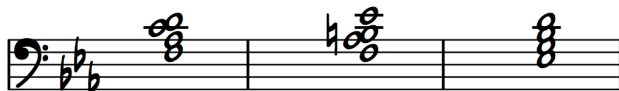


### C Minor

D<sub>m</sub>7(b<sub>5</sub>)

G7(b<sub>9</sub>)

C<sub>m</sub>7



### F Minor

G<sub>m</sub>7(b<sub>5</sub>)

C7(b<sub>9</sub>)

F<sub>m</sub>7



### Bb Minor

C<sub>m</sub>7(b<sub>5</sub>)

F7(b<sub>9</sub>)

B<sub>b</sub>m7



## Type B Voicings

B<sub>m</sub>7(b<sub>5</sub>)

E7(b<sub>9</sub>)

A<sub>m</sub>7



E<sub>m</sub>7(b<sub>5</sub>)

A7(b<sub>9</sub>)


D<sub>m</sub>7



A<sub>m</sub>7(b<sub>5</sub>)

D7(b<sub>9</sub>)

G<sub>m</sub>7



D<sub>m</sub>7(b<sub>5</sub>)

G7(b<sub>9</sub>)


C<sub>m</sub>7



G<sub>m</sub>7(b<sub>5</sub>)

C7(b<sub>9</sub>)

F<sub>m</sub>7



C<sub>m</sub>7(b<sub>5</sub>)

F7(b<sub>9</sub>)

B<sub>b</sub>m7



Eb Minor      Fm7(b5)      Bb7( $\frac{b9}{\#5}$ )      Ebm7

Fm7(b5)      Bb7( $\frac{b9}{\#5}$ )      Ebm7

Ab Minor      Bbm7(b5)      Eb7( $\frac{b9}{\#5}$ )      Abm7

Bbm7(b5)      Eb7( $\frac{b9}{\#5}$ )      Abm7

C# Minor      D#m7(b5)      G#7( $\frac{b9}{\#5}$ )      C#m7

D#m7(b5)      G#7( $\frac{b9}{\#5}$ )      C#m7

F# Minor      G#m7(b5)      C#7( $\frac{b9}{\#5}$ )      F#m7

G#m7(b5)      C#7( $\frac{b9}{\#5}$ )      F#m7

B Minor      C#m7(b5)      F#7( $\frac{b9}{\#5}$ )      Bm7

C#m7(b5)      F#7( $\frac{b9}{\#5}$ )      Bm7

E Minor      F#m7(b5)      B7( $\frac{b9}{\#5}$ )      Em7

F#m7(b5)      B7( $\frac{b9}{\#5}$ )      Em7

First of play through the voicings in all 12 keys and familiarise yourself with the shape and sounds of these minor 251s. Once you have played them through a few times, try to memorise them so you don't need to read the music. Also practise saying the same of the chords aloud when you play them - this will help you associate the name of the chord with its shape and sound.

2) Next set your metronome to 60 bpm and play through the minor 251's in time. Once you can play the voicings comfortably at 60 bpm, increase the tempo in increments of 10 bpm until you can play these chords comfortably at 120 bpm

3) Using the iRealPro app, download the minor 251 practise exercises from the forum and play these 251's in swing time. Practise playing the chords on different beats of the bar (not always on beat 1). Next try comping with the chords by playing some of them multiple times per bar and by syncopating the rhythm .